

2018-2019 Sponsored Programs Activity Report

Office of Research and Sponsored Programs



UNIVERSITY SYSTEM OF GEORGIA™

Table of Contents

Overall Summary and Highlights	Page 1
Submission Trend Data: 2017-2019	Page 2
Award Trend Data: 2017-2019	Page 3
Awards by Sponsor, 2018-2019	Page 4
Awards by Federal Funders, 2018-2019	Page 5
Awards by Type, 2018-2019	Page 6
Awards by Category, 2018-2019	Page 7
Submission Support by Office, 2018-2019	Page 8
Award Trend Data, 2015-2019	Page 9
ASU Funding Rate, 2015-2019	Page 10
ASU Ten (10) Year Funding Trend, 2010-2019	Page 11
Awards Breakdown by Units, 2018-2019	Page 12
Awards Breakdown by Units & Departments, 2018-2019	Page 14
Submissions Breakdown by Units, 2018-2019	Page 15
Submissions Breakdown by Units & Departments, 2018-2019	Page 17
Awards Breakdown by Principal Investigators & Units, 2018-2019	Page 18
Submissions Breakdown by Principal Investigators & Units, 2018-2019	Page 23
ORSP Sponsored Program Activities, 2018-2019	Page 29
ORSP Contact Information	Page 30

Sponsored Funding: Overall Summary and Highlights, 2018-2019

This report covers FY 2019, the period from July 1, 2018 to June 30, 2019. It documents the sponsored programs activity by the institution with sections that highlights activity by units, departments and principal investigators. Graphs and tables are included to show funding and submission trends as well as a breakdown on sources and types of funding and funded activities.

GRANTS AND CONTRACTS SUBMISSIONS

Albany State University submitted 33 proposals, with a total funding request of \$13,808,176 in FY2019. This compares with 39 proposals and \$21,875,012 submitted in FY 2018. These proposals involved forty two (42) faculty and staff, in roles of Principal Investigator or Co-Principal Investigator.

GRANTS AND CONTRACTS AWARDS

Albany State University received a total of 30 grants and contracts awards in FY 2019 compared to 25 awards in FY 2018. In FY 2019, the total dollar amount received was \$ 8,544,790 compared to \$10,034,151 in FY 2018, which represents a 15% decrease in the amount of funding received. Thirty (30) faculty and staff were involved as Principal Investigators or Co-Principal Investigators, of which seven (7) were first time recipients or had not received funding within the past 5 years.

Funding Sources: From the sponsored funding received, 47% was from federal agencies, 43% was from state, and the remaining 10% was from other sources including private foundations and corporations.

Funding Mechanisms: Funding was primarily grants, 77%, with 17% contracts, and 6% with cooperative agreements.

Funded Categories: From the funding received, 17% for research, 25% was for education (curriculum/instruction), and 58% focused on community engagement/service projects.

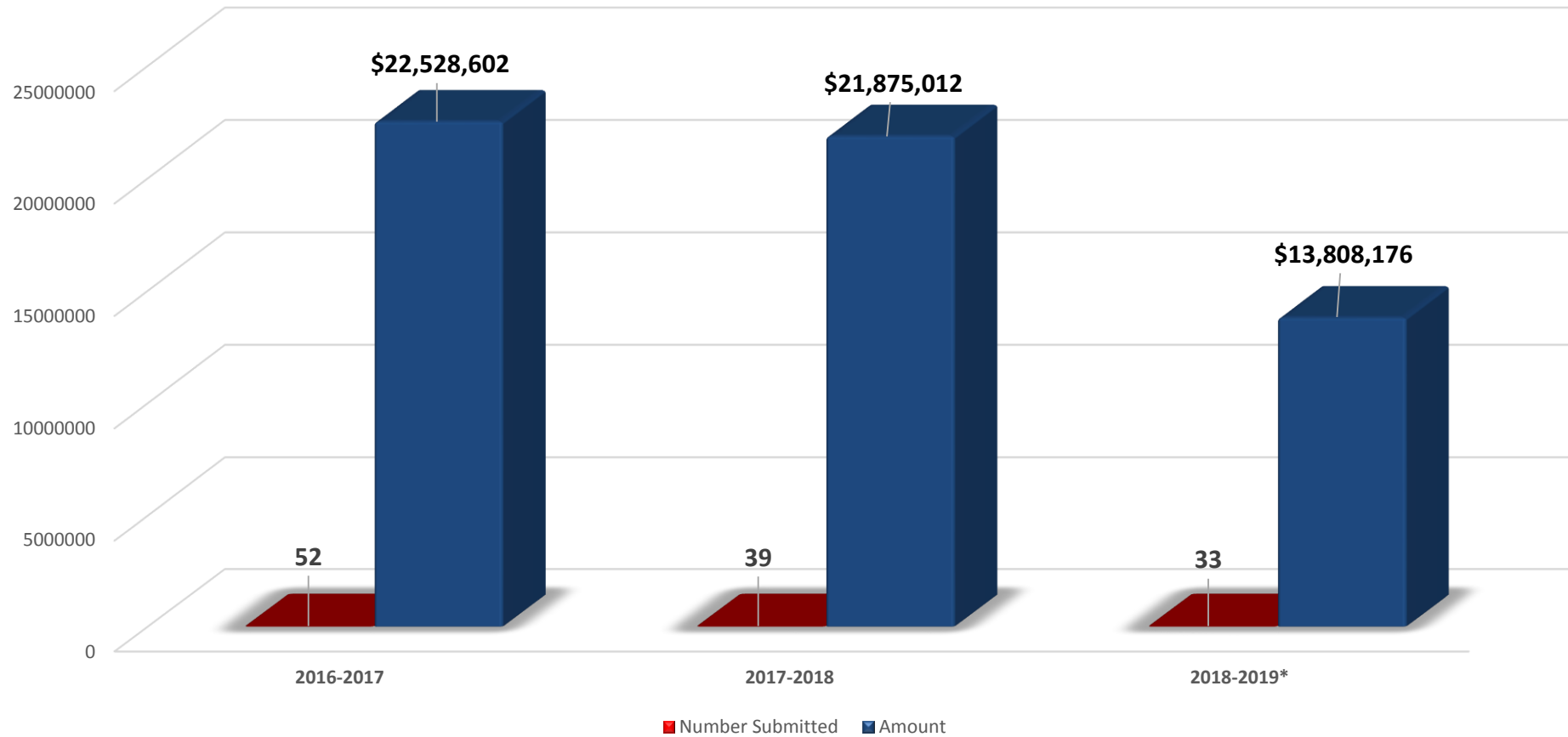
Indirect Funds: From the funding received, a total of \$428,097 in indirect funds was awarded to the institution during FY 2019.

TITLE III FUNDING

Albany State University received a total of \$7,598,117 in Title III Funding.

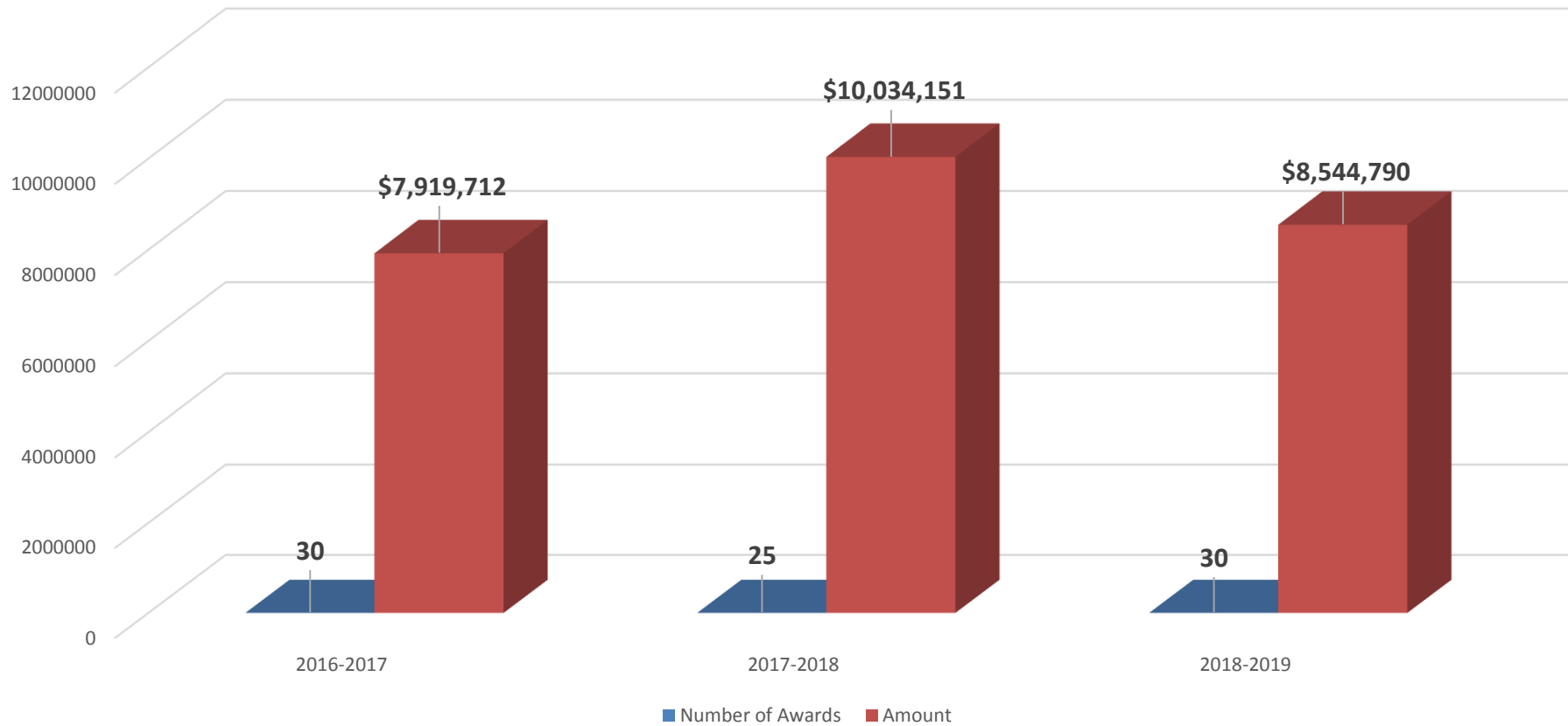
Submission Trend Data, 2017-2019

ORSP Submissions Trends 2016-2019



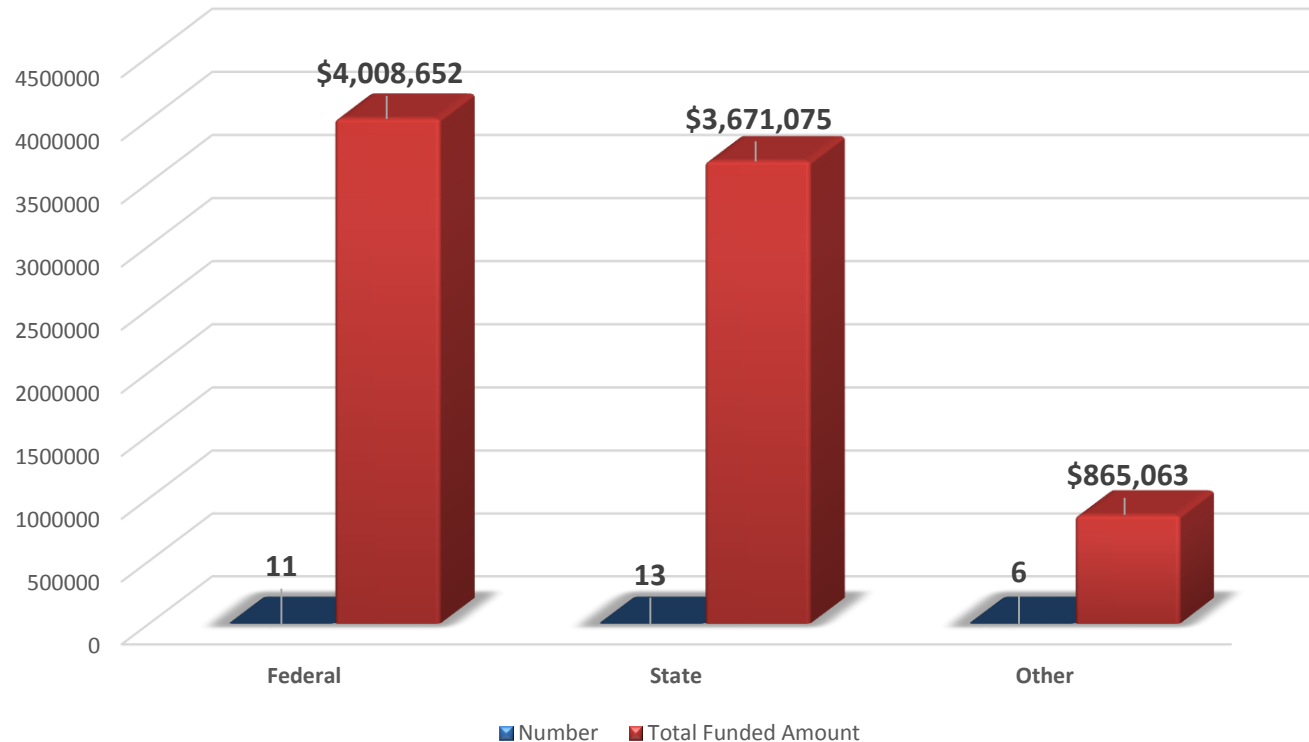
Award Trend Data, 2017-2019

Award Trends 2017-2019

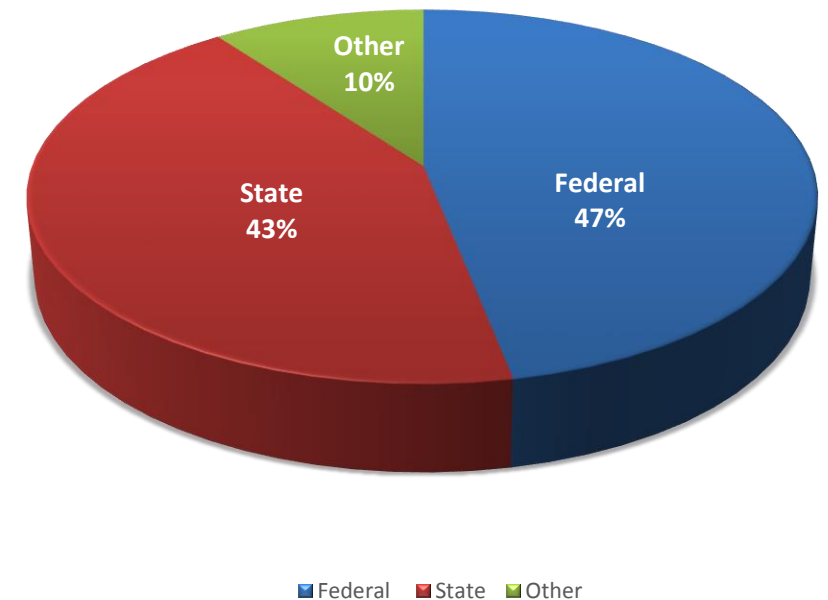


Grants and Contracts: Awards by Sponsor, 2018-2019

FY 2019: Awards by Sponsor
(Federal, State, Other)



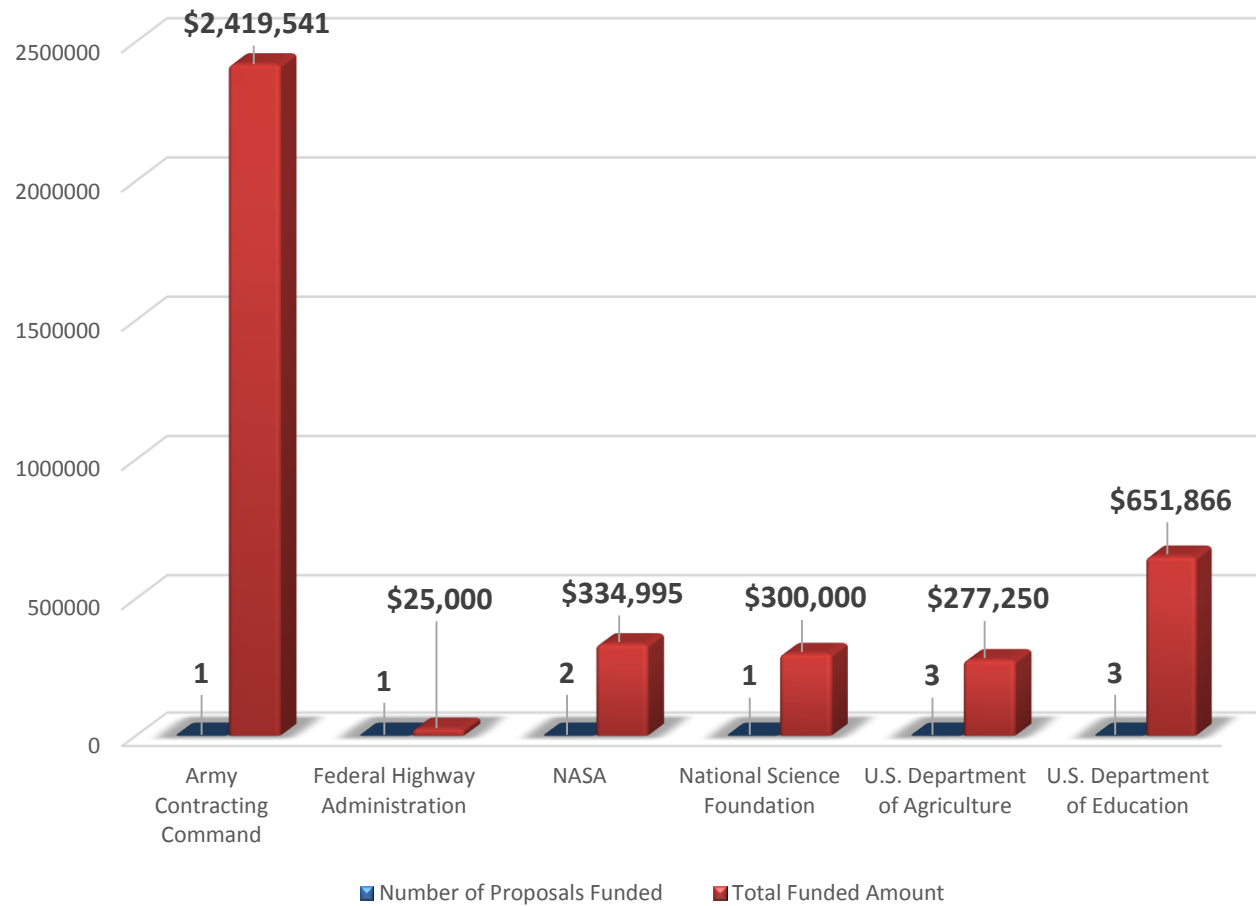
Percentage of Funding by Sponsor,
2018-2019



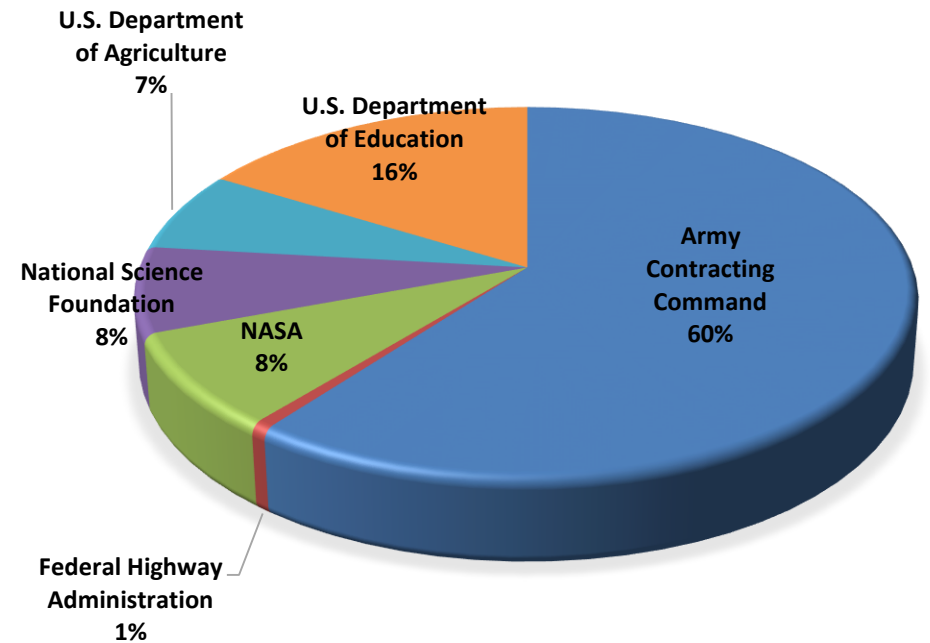
*Other: Foundations, Private Organizations, etc.

Grants and Contracts: Awards by Federal Funders, 2018-2019

FY 2019: Awards by Federal Funders

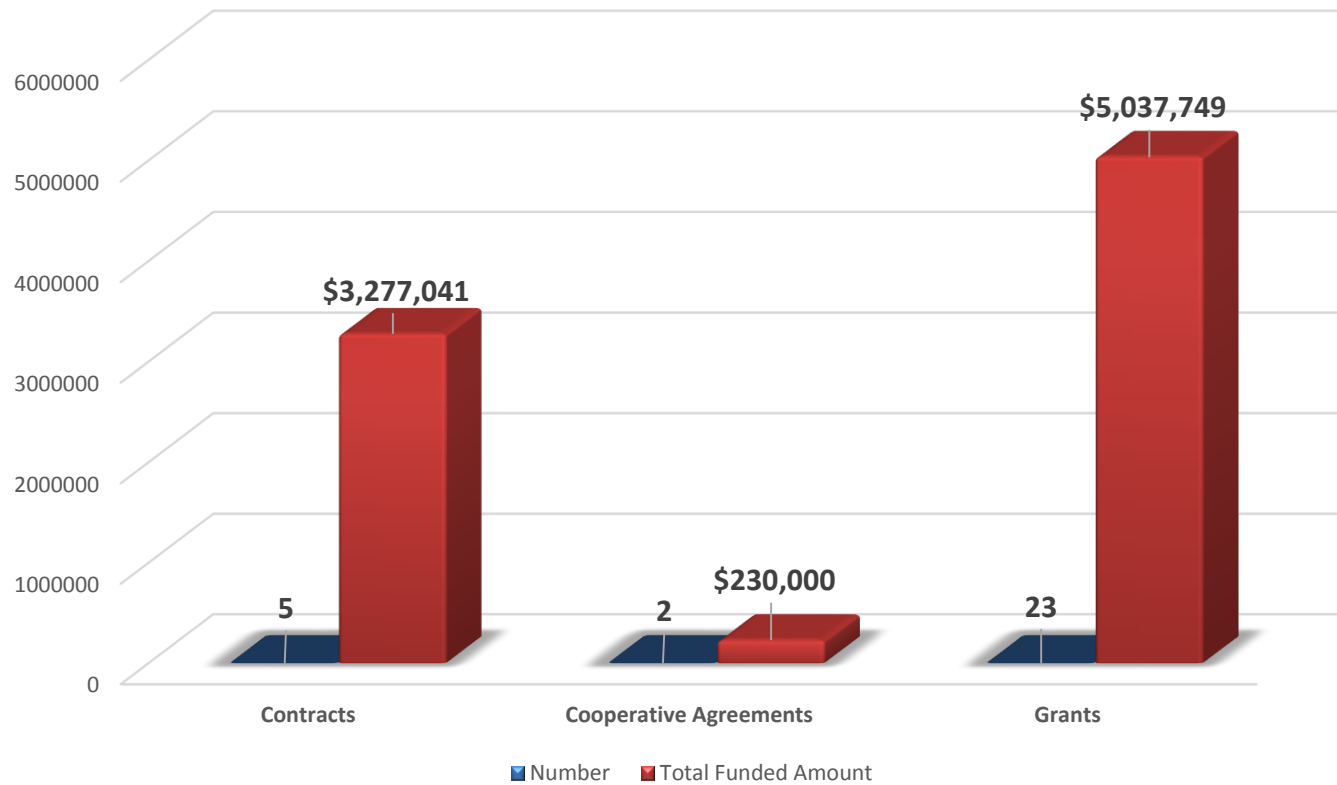


Percentage of Funding by Federal Agency, 2018-2019

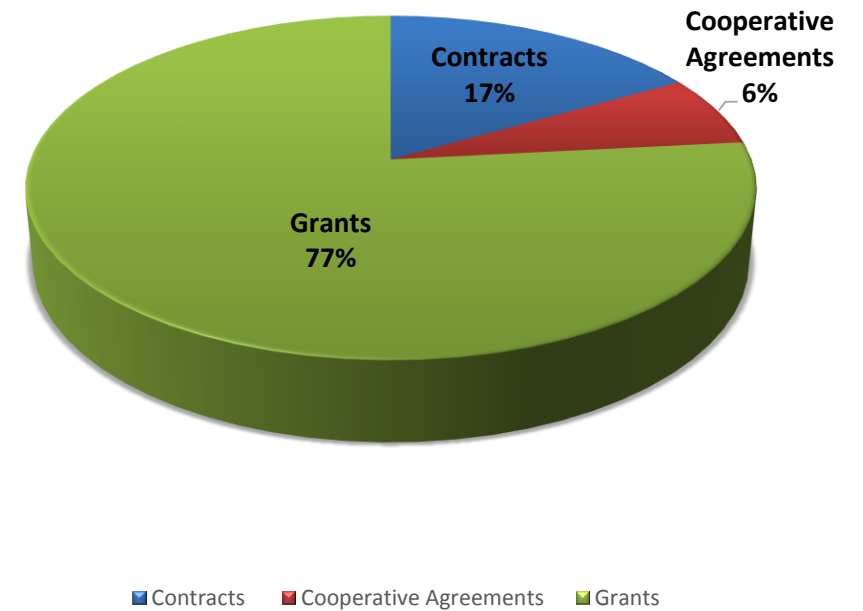


Grants and Contracts: Awards by Type, 2018-2019

FY 2019: Awards by Type
(Contract, Cooperative Agreement, Grant)

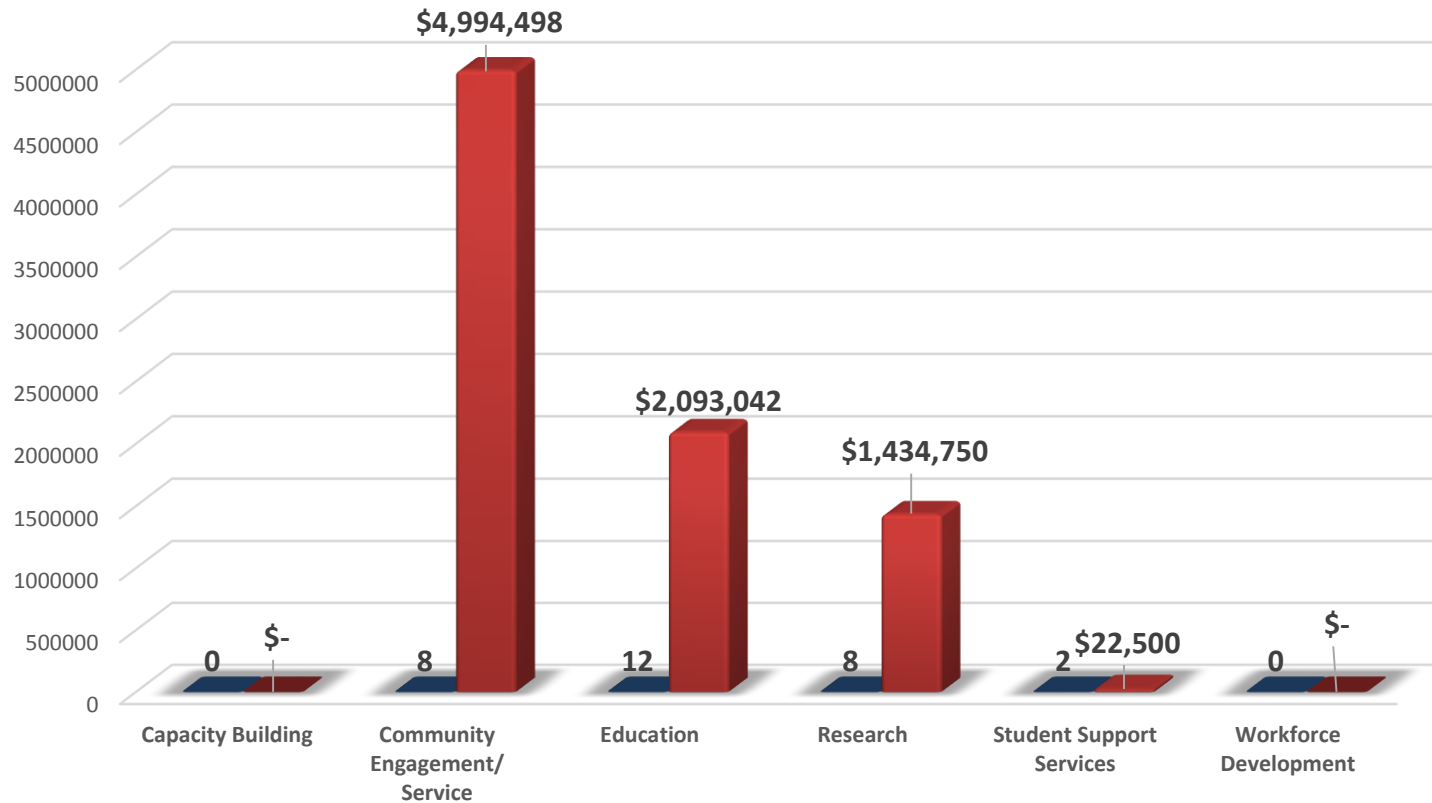


Percentage of Funding by Type,
2018-2019

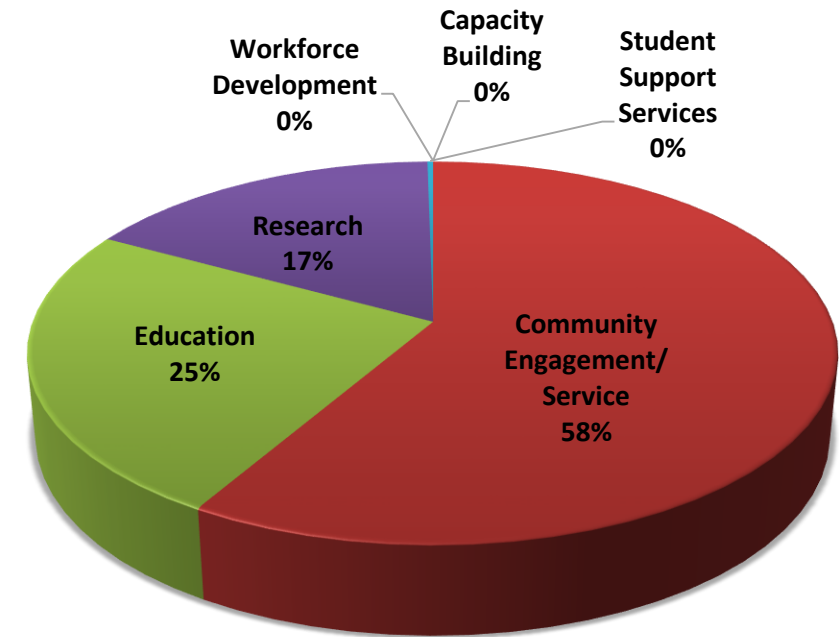


Grants and Contracts: Awards by Category: 2018-2019

FY 2019: Awards by Category
 (Capacity Building, Community Engagement/Service, Education, Research, Scholarships, Student Support Services)



Percentage of Funding by Category, 2018-2019



Submission Support by Office: 2018-2019

Year	Submitted by	Number	Total Funded Direct	Total Funded Indirect	Total Funded Amount
2018-2019	Institutional Advancement/ Enrollment Man	1	\$ 147,200	\$ -	\$ 147,200
2018-2019	ORSP	24	\$ 11,051,633	\$ 1,587,750	\$ 12,639,383
2018-2019	Other	8	\$ 1,021,593	\$ -	\$ 1,021,593
Totals - As of 6/30/2019		33	\$ 12,220,426	\$ 1,587,750	\$ 13,808,176

Trend Data: 2015-2019

Award Trend Data

Academic Year	Number of Awards	% Change Number of Awards	Direct Funds	Indirect Funds	Total Funds	% Change Total Funding
2015-2016	33		\$ 4,760,022	\$ 358,059	\$ 5,118,081	
2016-2017	30	-10%	\$ 6,942,766	\$ 976,945	\$ 7,919,712	55%
2017-2018	25	-23%	\$ 9,367,327	\$ 666,824	\$ 10,034,151	27%
2018-2019	30	17%	\$ 8,116,693	\$ 428,097	\$ 8,544,790	-15%

Submission Trend Data

Academic Year	Number of Submissions	% Change Number of Submissions	Direct Funds	Indirect Funds	Total Funds	% Change Total Submissions
2015-2016	63		\$ 23,495,567	\$ 2,068,323	\$ 25,563,890	
2016-2017	52	-17%	\$ 19,495,213	\$ 3,033,389	\$ 22,528,602	-12%
2017-2018	39	-25%	\$ 19,922,218	\$ 1,942,794	\$ 21,875,012	-3%
2018-2019	33	-15%	\$ 12,220,426	\$ 1,587,750	\$ 13,808,176	-37%

ASU Funding Rate: 2015-2019

ASU Funding Rate

Year	Number of Submissions	Number of Funded	Success Rate
2015-2016	63	16	25%
2016-2017	52	23	44%
2017-2018	39	22	56%
2018-2019	33	23	70%

National Funding Rate

Year	Agency	Number of Submissions	Number Funded	Success Rate
2018	National Institutes of Health	54,834	11,071	20%
2018	National Science Foundation	48,300	11,700	24%

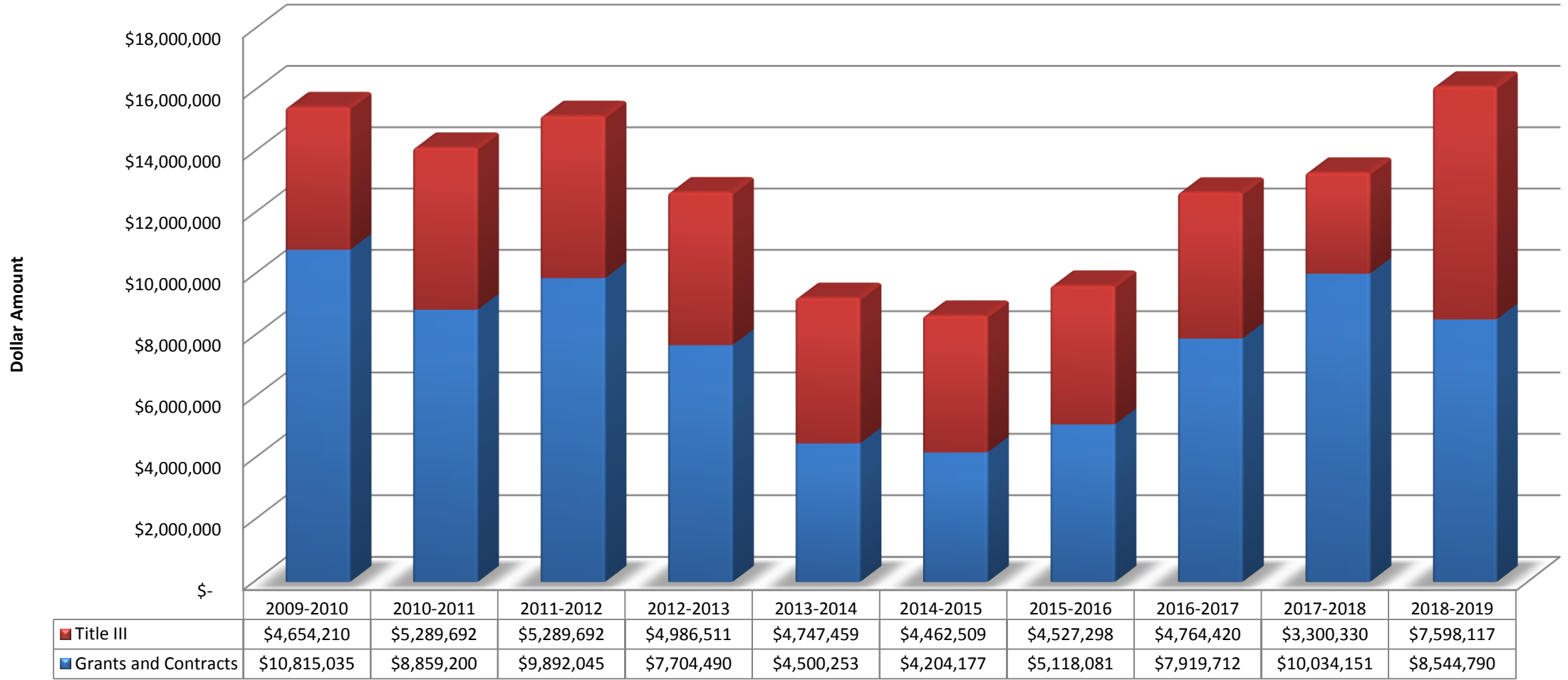
References

National Institutes of Health . (2019, March 13). NIH Annual Snapshot – FY 2018 By the Numbers. Retrieved from Extramural Nexus: <https://nexus.od.nih.gov/all/2019/03/13/nih-annual-snapshot-fy-2018-by-the-numbers/>

National Science Foundation . (2018, November 15). FY 2018 Agency Financial Report. Retrieved from <https://www.nsf.gov/pubs/2019/nsf19002/pdf/nsf19002.pdf>

ASU 10 Year Funding Trend, 2010-2019

ASU 10 Year Funding Trend, 2009-2019



Awards

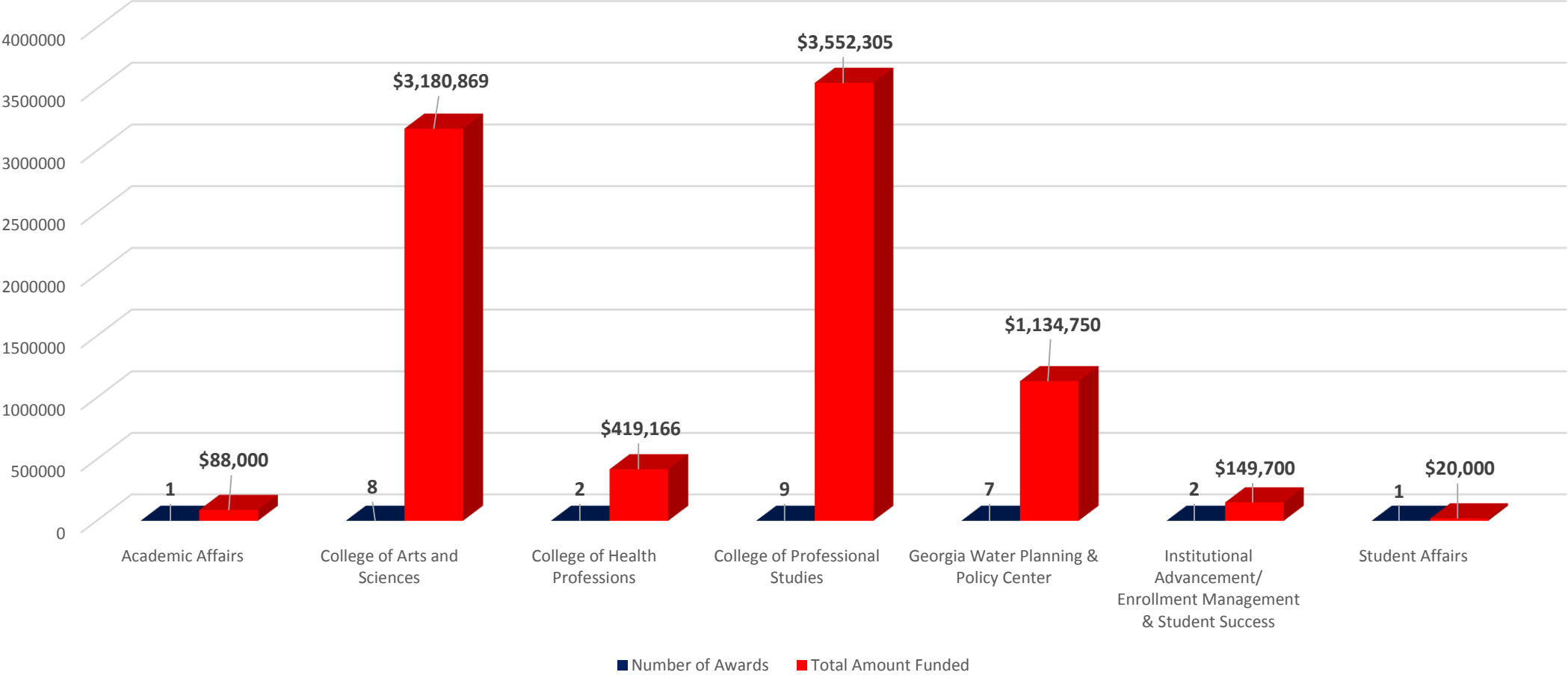
Breakdown by Units, 2018-2019

Year	Unit	Number of Awards	Total Funded Direct	Total Funded Indirect	Total Amount Funded
2018-2019	Academic Affairs	1	\$ 81,481	\$ 6,519	\$ 88,000
2018-2019	College of Arts and Sciences	8	\$ 3,076,187	\$ 104,682	\$ 3,180,869
2018-2019	College of Health Professions	2	\$ 362,552	\$ 56,614	\$ 419,166
2018-2019	College of Professional Studies	9	\$ 3,304,913	\$ 247,392	\$ 3,552,305
2018-2019	Georgia Water Planning & Policy Center	7	\$ 1,121,860	\$ 12,890	\$ 1,134,750
2018-2019	Enrollment Management & Student Success	1	\$ 2,500		\$ 2,500
2018-2019	Institutional Advancement/ Enrollment Man	1	\$ 147,200	\$ -	\$ 147,200
2018-2019	Student Affairs	1	\$ 20,000	\$ -	\$ 20,000

Awards

Breakdown by Units, 2018-2019, Cont.

Awards by Units, 2018-2019



Awards

Breakdown by Units and Departments, 2018-2019

Unit	Department(s)	Number of Awards	Total Funded Direct	Total Funded Indirect	Total Amount Funded
Academic Affairs	Global Programs	1	\$ 81,481	\$ 6,519	\$ 88,000
College of Arts and Sciences	Chemistry and Forensic Science	2	\$ 34,848	\$ 2,485	\$ 37,333
College of Arts and Sciences	History and Political Science	1	\$ 47,619	\$ 2,381	\$ 50,000
College of Arts and Sciences	Mathematics and Computer Sciences	5	\$ 2,993,720	\$ 99,816	\$ 3,093,536
College of Health Professions	Allied Health	1	\$ 2,500	\$ -	\$ 2,500
College of Health Professions	Nursing	1	\$ 360,052	\$ 56,614	\$ 416,666
College of Professional Studies	Business Administration	2	\$ 10,500	\$ -	\$ 10,500
College of Professional Studies	Child Care Resources and Referral Agency	2	\$ 2,238,295	\$ 223,829	\$ 2,462,124
College of Professional Studies	Counseling and Education Leadership	1	\$ 740,708	\$ 22,022	\$ 762,730
College of Professional Studies	Criminal Justice	1	\$ 23,459	\$ 1,541	\$ 25,000
College of Professional Studies	Early Learning Center	2	\$ 146,182	\$ -	\$ 146,182
College of Professional Studies	Social Work	1	\$ 145,769	\$ -	\$ 145,769
Enrollment Management & Student Success	Academic Advising and Retention	1	\$ 2,500	\$ -	\$ 2,500
Georgia Water Planning & Policy Center	Georgia Water Planning & Policy Center	7	\$ 1,121,860	\$ 12,890	\$ 1,134,750
Institutional Advancement/ Enrollment Management	Institutional Advancement/ Enrollment Management	1	\$ 147,200	\$ -	\$ 147,200
Student Affairs	Student Affairs	1	\$ 20,000	\$ -	\$ 20,000
Totals - As of 6/30/2019		30	\$ 8,116,693	\$ 428,097	\$ 8,544,790

Submissions

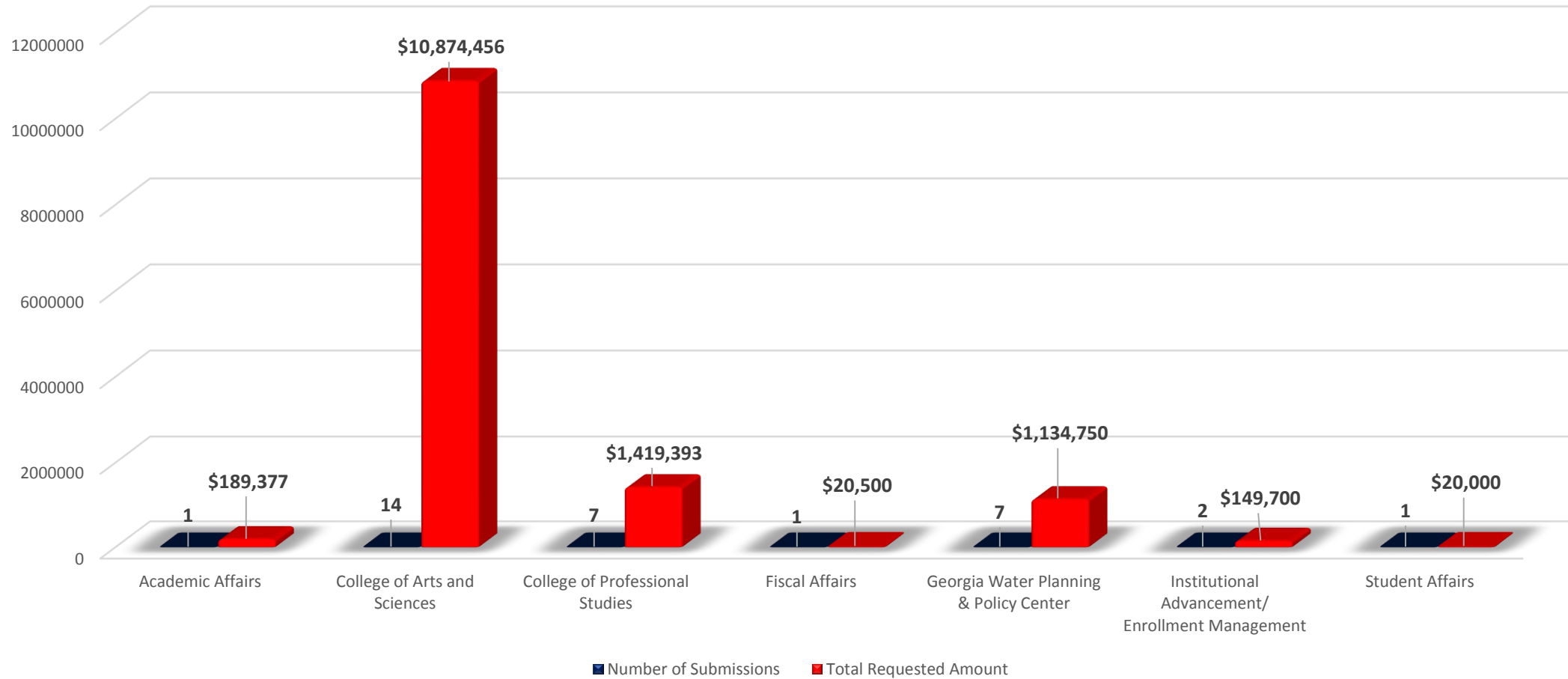
Breakdown by Units, 2018-2019

Unit	Number of Submissions	Total Requested Direct	Total Requested Indirect	Total Requested Amount
Academic Affairs	1	\$ 175,349	\$ 14,028	\$ 189,377
College of Arts and Sciences	14	\$ 9,351,148	\$ 1,523,308	\$ 10,874,456
College of Professional Studies	7	\$ 1,381,869	\$ 37,524	\$ 1,419,393
Fiscal Affairs	1	\$ 20,500	\$ -	\$ 20,500
Georgia Water Planning & Policy Center	7	\$ 1,121,860	\$ 12,890	\$ 1,134,750
Enrollment Management & Student Success	1	\$ 2,500		\$ 2,500
Institutional Advancement/ Enrollment Management&S	1	\$ 147,200	\$ -	\$ 147,200
Student Affairs	1	\$ 20,000	\$ -	\$ 20,000

Submissions

Breakdown by Unit, 2018-2019, Cont.

Submissions by Units, 2018-2019



Submissions

Breakdown by Units and Departments, 2018-2019

2018-2019	College of Arts and Sciences	Biological Sciences	3	\$ 1,624,241	\$ 175,484	\$ 1,799,725
2018-2019	College of Arts and Sciences	Chemistry and Forensic Science	6	\$ 4,750,036	\$ 1,182,097	\$ 5,932,133
2018-2019	College of Arts and Sciences	Mathematics and Computer Sciences	5	\$ 2,976,871	\$ 165,727	\$ 3,142,598
2018-2019	College of Professional Studies	Business Administration	2	\$ 10,500	\$ -	\$ 10,500
2018-2019	College of Professional Studies	Counseling and Education Leadership	1	\$ 1,099,817	\$ 25,983	\$ 1,125,800
2018-2019	College of Professional Studies	Criminal Justice	1	\$ 23,459	\$ 1,541	\$ 25,000
2018-2019	College of Professional Studies	Early Learning Center	1	\$ 7,000	\$ -	\$ 7,000
2018-2019	College of Professional Studies	Teacher Education	1	\$ 90,000	\$ 10,000	\$ 100,000
2018-2019	College of Professional Studies	Social Work	1	\$ 151,093	\$ -	\$ 151,093
2018-2019	Enrollment Management & Student Success	Academic Advising and Retention	1	\$ 2,500	\$ -	\$ 2,500
2018-2019	Fiscal Affairs	ASU Police Department	1	\$ 20,500	\$ -	\$ 20,500
2018-2019	Georgia Water Planning & Policy Center	Georgia Water Planning & Policy Center	7	\$ 1,121,860	\$ 12,890	\$ 1,134,750
2018-2019	Institutional Advancement/ Enrollment Management &	Institutional Advancement/ Enrollment Managemen	1	\$ 147,200	\$ -	\$ 147,200
2018-2019	Student Affairs	Student Affairs	1	\$ 20,000	\$ -	\$ 20,000
	Totals - As of 6/30/2019		33	\$ 12,220,426	\$ 1,587,750	\$ 13,808,176

Awards

Breakdown by Principal Investigators and Units, 2018-2019

Academic Affairs

#	PI Last Name	PI First Name	Official Co PI/Key Personnel	Department(s)	Project Title	Program Title	Funding Agency
1	Osakwe	Nneka Nora		Office of International Education	Pathways to Africa, Asia, North and South America at Albany State University	Undergraduate International Studies and Foreign Language Program	US Department of Education
Totals							

College of Arts and Sciences

#	PI Last Name	PI First Name	Official Co PI/Key Personnel	Department(s)	Project Title	Program Title	Funding Agency	Total Direct Amount	Total Indirect Amount	Total Award Amount
1	Devarapu*	Anilkumar		Mathematics and Computer Science	Stochastic and Deterministic Solutions to Unsteady Nanofluid Mixed Convection Problems	HBCU-UP Research Initiation Program	National Science Foundation	\$ 229,729	\$ 70,271	\$ 300,000
2	Okonkwo	Zephyrinus	Devarapu, Anilkumar; Feng, Li; Kunwar, Vijay; Paudel, Laxmi; Smith, Anthony; Swords, Jeffery	Mathematics and Computer Science	Affordable Textbooks for Quantitative Reasoning	Affordable Learning Georgia Textbook Transformation Grants	University Systems of Georgia	\$ 30,000	\$ -	\$ 30,000
3	Owor	Robert	Bandara, Damitha*; Parikh, Rajav*	Mathematics and Computer Science	GTRI support of Supply Chain, Logistics and Applied Engineering in Support of US Marine Corps	GTRI support of Supply Chain, Logistics and Applied Engineering in Support of US Marine Corps	Army Contracting Command	\$ 2,419,541	\$ -	\$ 2,419,541
4	Owor*	Robert	Saha, Arun	Mathematics and Computer Science	Albany State University NASA MUREP Aerospace Academy	MUREP Innovations in Space Technology Curriculum (MISTC)	NASA	\$ 295,450	\$ 29,545	\$ 324,995
5	Roosta	Seyed		Mathematics and Computer Science	ASU STEM Education Improvement Plan	University System of Georgia's STEM Initiative	GA Board of Regents	\$ 19,000	\$ -	\$ 19,000

* Faculty/Staff who have not received funding as a PI/Co-PI within the last 5 years.

Awards

Breakdown by Principal Investigators and Units, 2018-2019, Cont.

College of Arts and Sciences, Cont.

#	PI Last Name	PI First Name	Official Co PI/Key Personnel	Department(s)	Project Title	Program Title	Funding Agency	Total Direct Amount	Total Indirect Amount	Total Award Amount
6	Saha	Arun		Chemistry and Forensic Science	Artificial Material Transparent to Low Frequencies	NASA Space Grant Consortium	Georgia Tech	\$ 10,000	\$ -	\$ 10,000
7	Saha	Arun		Chemistry and Forensic Science	Backyard Generation of Green Energy for Irrigation System	E2 Educate Program	Constellation	\$ 24,848	\$ 2,485	\$ 27,333
8	Sweet-Holp	Timothy	Jenkins, Patricia	History and Political Sciences	Sanford Institute of Philanthropy	Sanford Philanthropy	Sanford Foundation	\$ 47,619	\$ 2,381	\$ 50,000
Totals								\$ 82,467	\$ 4,866	\$ 87,333

College of Health Professions

#	PI Last Name	PI First Name	Official Co PI/Key Personnel	Department(s)	Project Title	Program Title	Funding Agency	Total Direct Amount	Total Indirect Amount	Total Award Amount
1	Johnson	Joyce		Nursing	Albany State University's Reality-based Enhanced and Applied Learning (REAL)	HBCU Master's Degree Program	US Department of Education	\$ 360,052	\$ 56,614	\$ 416,666
2	Winbush	Taiquanda		Allied Health	Histology Staining: Taking It Back To Old School	ASCP Foundation Laboratory Science Program Director Educational Grant	ASCP Foundation	\$ 2,500	\$ -	\$ 2,500
Totals								\$ 362,552	\$ 56,614	\$ 419,166

* Faculty/Staff who have not received sponsored funding as a PI/Co-PI within the last 5 years.

Awards

Breakdown by Principal Investigators and Units, 2018-2019, Cont.

College of Professional Studies

#	PI Last Name	PI First Name	Official Co PI/Key Personnel	Department(s)	Project Title	Program Title	Funding Agency	Total Direct Amount	Total Indirect Amount	Total Award Amount
1	Bembry	Deborah	Carthon, Janis	Educational Leadership	University Principal Preparation Initiative	Wallace's University Principal Preparation Initiative	The Wallace Foundation	\$ 740,708	\$ 22,022	\$ 762,730
2	Bennett	Cynthia		Business Administration	Black Youth Entrepreneurship Summer Program	Black Youth Entrepreneurship Summer Program	Office of Minority Business Development-Small Business Administration	\$ 8,500	\$ -	\$ 8,500
3	Bennett	Cynthia		Business Administration	Black Youth Entrepreneurship Summer Program	Black Youth Entrepreneurship Summer Program	Georgia Council on Economic Education	\$ 2,000	\$ -	\$ 2,000
4	Lincey	Angelyn		Early Learning Center	Bright form the State Program	Bright form the State Program	GA Department of Early Care and Learning	\$ 75,144	\$ -	\$ 75,144
5	Lincey	Angelyn		Early Learning Center	Bright form the State Program	Bright form the State Program	GA Department of Early Care and Learning	\$ 71,038	\$ -	\$ 71,038
6	Miller	Soraya		Child Care Resources and Referral Agency	Child Care Resources and Referral Agency	Bright from the Start	Georgia Department of Early Care and Learning	\$ 198,950	\$ 19,895	\$ 218,845
7	Miller	Soraya		Child Care Resources and Referral Agency	Child Care Resources and Referral Agency	Bright from the Start	Georgia Department of Early Care and Learning	\$ 2,039,345	\$ 203,934	\$ 2,243,279
8	Ochie	Charles		Criminal Justice	Albany State University Summer Transportation Institute	National Summer Transportation Institute	Federal Highway Administration	\$ 23,459	\$ 1,541	\$ 25,000
9	Swain	Jamie		Social Work	ASU Title IV E Georgia Child Welfare Education and Training Program	Title IV E Georgia Child Welfare Education and Training Program	Georgia State University	\$ 145,769	\$ -	\$ 145,769
Totals								\$ 3,304,913	\$ 247,392	\$ 3,552,305

* Faculty/Staff who have not received sponsored funding as a PI/Co-PI within the last 5 years.

Awards

Breakdown by Principal Investigators and Units, 2018-2019, Cont.

Georgia Water Planning and Policy Center

#	PI Last Name	PI First Name	Official Co PI/Key Personnel	Department(s)	Project Title	Program Title	Funding Agency	Total Direct Amount	Total Indirect Amount	Total Award Amount
1	Masters	Mark		Georgia Water Planning & Policy Center	Wetted Acreage and Conservation Assessment Data	Wetted Acreage and Conservation Assessment Data	Georgia Department of Natural Resources Environmental Protection Division	\$ 75,000	\$ -	\$ 75,000
2	Masters	Mark		Georgia Water Planning & Policy Center	Regional Water Development And Conservation Plan Review And Revision	Environmental Protection Division	GA Environmental Protection Agency	\$ 190,000	\$ -	\$ 190,000
3	Masters	Mark		Georgia Water Planning & Policy Center	PRIVILEGED AND CONFIDENTIAL		GA Environmental Protection Agency	\$ 75,000	\$ -	\$ 75,000
4	Masters	Mark		Georgia Water Planning & Policy Center	Agricultural Meter Installation Project	Pilot Wave Scope Services; Wave 2 Scope Services	GA Environmental Protection Agency	\$ 517,500	\$ -	\$ 517,500
5	Masters	Mark		Georgia Water Planning & Policy Center	Agricultural Water Use in Alabama and Georgia: A Comparative Analysis of History, Trends and Management Policy in the Southeast	USDA Office of Chief Economist	U.S. Department of Agriculture	\$ 100,000	\$ -	\$ 100,000
6	Masters	Mark		Georgia Water Planning & Policy Center	Expanding Opportunities for Improved Agricultural Water Use Data through the Agricultural Data Reporting Incentive Program (AgDRIP).	USDA Office of Chief Economist	U.S. Department of Agriculture	\$ 123,240	\$ 6,760	\$ 130,000
7	Masters	Mark		Georgia Water Planning & Policy Center	Communication and Behavior Patterns for Adoption and Maintenance of Conservation Systems by Producers on Private Land	Natural Resources and Conservation Service	United States Department of Agriculture via Subaward with John Hopkins University	\$ 41,120	\$ 6,130	\$ 47,250
Totals								\$ 1,121,860	\$ 12,890	\$ 1,134,750

* Faculty/Staff who have not received sponsored funding as a PI/Co-PI within the last 5 years.

Awards

Breakdown by Principal Investigators and Units, 2018-2019, Cont.

Institutional Advancement/Enrollment Management & Student Success

#	PI Last Name	PI First Name	Official Co PI/Key Personnel	Department(s)	Project Title	Program Title	Funding Agency
1	Fleming	A.L.	*Johnson, Kenyatta	Institutional Advancement/ Enrollment Management & Student Success	GEAR UP Subaward with Dougherty County School System	GEAR UP	US Department of Education
2	Winns*	Geraldine		Academic Advising and Retention	ASU National Society of Leadership and Success (NSLS) Chapter	The National Society of Leadership and Success (NSLS)	The National Society of Leadership and Success (NSLS)
Totals							

Student Affairs

#	PI Last Name	PI First Name	Official Co PI/Key Personnel	Department(s)	Project Title	Program Title	Funding Agency	Total Direct Amount	Total Indirect Amount	Total Award Amount
1	Delaney-Fields*	Michara	Kahdi, Tau*	Student Affairs	Trellis Student Emergency Funds	Emergency Grant Program	Trellis	\$ 20,000	\$ -	\$ 20,000
Totals								\$ 20,000	\$ -	\$ 20,000

* Faculty/Staff who have not received sponsored funding as a PI/Co-PI within the last 5 years.

Submissions

Breakdown by Principal Investigators and Units, 2018-2019, cont.

Academic Affairs

#	PI Last Name	PI First Name	Co PI's/ Key Personnel	Department(s)	Project Title	Program Title	Funding Agency	Direct Amount Requested	Indirect Amount Requested	Total Amount Requested
1	Osakwe	Nneka Nora		Global Programs	Pathways to Africa, Asia, North and South America at Albany State University	Undergraduate International Studies and Foreign Language Program	US Department of Education	\$ 175,349	\$ 14,028	\$ 189,377
Totals								\$ 175,349	\$ 14,028	\$ 189,377

College of Arts and Sciences

#	PI Last Name	PI First Name	Co PI's/ Key Personnel	Department(s)	Project Title	Program Title	Funding Agency	Direct Amount Requested	Indirect Amount Requested	Total Amount Requested
1	Devarapu	Anilkumar		Mathematics and Computer Science	Stochastic and Deterministic Solutions to Unsteady Nanofluid Mixed Convection Problems	HBCU-UP Research Initiation Program	National Science Foundation	\$ 229,730	\$ 70,270	\$ 300,000
2	Kim	Byung-Hoon		Biological Sciences	Identification of Additional Targets of PAP in Fry 1 Mutants	HBCU-UP Excellence in Research Program	National Science Foundation	\$ 378,172	\$ 121,773	\$ 499,945
3	Lee	Yong		Biological Sciences	Monitoring Tritiated Water Transport by Soil Microbiome at a Mixed Waste Disposal Site at SRS	Minority Serving Institutions Partnership Program (MSIPP)	DOE via Savannah River Nuclear Solutions, Inc.	\$ 246,069	\$ 53,711	\$ 299,780

Submissions

Breakdown by Principal Investigators and Units, 2018-2019, cont.

College of Arts and Sciences, Cont.

#	PI Last Name	PI First Name	Co PI's/ Key Personnel	Department(s)	Project Title	Program Title	Funding Agency	Direct Amount Requested	Indirect Amount Requested	Total Amount Requested
4	Lemon	Kenya	Monds. Kathaleena; Decuir, Erica; Wormley, Lonnie; Hardy, Dorea; Williams, John; Medlin, Dorene	Biological Sciences	Project: Citizen-Science	Research Grant on Education	Spencer Foundation	\$ 1,000,000	\$ -	\$ 1,000,000
5	Okafor	Uzoma	Wang, Yixuan	Chemistry and Forensic Science	Identification of Synthetic Cannabinoids and Cathinone Using a Nano-Protein Enhanced Chemiluminescence (CL)-Based Signals Generator	Research and Development in Forensic Science for Criminal Justice Purposes	National Institute of Justice	\$ 356,266	\$ 111,875	\$ 468,141
6	Okonkwo	Zephyrinus	Devarapu, Anilkumar; Feng, Li; Kunwar, Vijay; Paudel, Laxmi; Smith, Anthony; Swords, Jeffery	Mathematics and Computer Science	Affordable Textbooks for Quantitative Reasoning	Affordable Learning Georgia Textbook Transformation Grants	University Systems of Georgia	\$ 30,000	\$ -	\$ 30,000
7	Owor	Robert	Savannah State University	Mathematics and Computer Science	Georgia Intelligence Diversity Consortium (GIDC) - Intelligence Community Centers for Academic Excellence Critical Technology Studies Program	Intelligence Community Centers for Academic Excellence Critical Technology Studies Program	Defense Intelligence Agency (DIA)	\$ 298,299	\$ 95,457	\$ 393,756
8	Owor	Robert	Bandara, Damitha; Parikh, Rajav	Mathematics and Computer Science	GTRI support of Supply Chain, Logistics and Applied Engineering in Support of US Marine Corps	GTRI support of Supply Chain, Logistics and Applied Engineering in Support of US Marine Corps	Army Contracting Command	\$ 2,399,842	\$ -	\$ 2,399,842

Submissions

Breakdown by Principal Investigators and Units, 2018-2019, cont.

College of Arts and Sciences, Cont.

#	PI Last Name	PI First Name	Co PI's/ Key Personnel	Department(s)	Project Title	Program Title	Funding Agency	Direct Amount Requested	Indirect Amount Requested	Total Amount Requested
9	Roosta	Seyed		Mathematics and Computer Science	ASU STEM Education Improvement Plan	University System of Georgia's STEM Initiative	GA Board of Regents	\$ 19,000	\$ -	\$ 19,000
10	Saha	Arun		Chemistry and Forensic Science	Backyard Generation of Green Energy for Irrigation System	E2 Educate Program	Constellation	\$ 24,848	\$ 2,485	\$ 27,333
11	Saha	Arun		Chemistry and Forensic Science	Artificial Material Transparent to Low Frequencies	NASA Space Grant Consortium	Georgia Tech	\$ 10,000	\$ -	\$ 10,000
12	Wang	Yixuan	Wrensford, Louise; Seo, Seong, Zheng, Liqiu; Saha, Arun	Chemistry and Forensic Science	Collaborative Research CREST Center for Nanotechnology and Energy Research and Education (CNERE) at Albany State University	HBCU-Up CREST Center	National Science Foundation	\$ 4,048,122	\$ 949,952	\$ 4,998,074
13	Wang	Yixuan		Chemistry and Forensic Science	Comprehensive understanding of the binding of ERR- α to inverse agonist with multiscale theoretical methods	Support of Competitive Research (SCORE) Research Continuance Award (SC3)	National Institutes of Health	\$ 300,000	\$ 117,785	\$ 417,785
14	Zheng	Liqui		Chemistry and Forensic Science	Enhancement of Computer Competencies at Zero Cost	Affordable Learning Georgia Textbook Transformative Grants	University Systems of GA	\$ 10,800	\$ -	\$ 10,800
Totals								\$ 4,412,770	\$ 1,070,222	\$ 5,482,992

Submissions

Breakdown by Principal Investigators and Units, 2018-2019, cont.

College of Professional Studies

#	PI Last Name	PI First Name	Co PI's/ Key Personnel	Department(s)	Project Title	Program Title	Funding Agency	Direct Amount Requested	Indirect Amount Requested	Total Amount Requested
1	Bennett	Cynthia		Business Administration	Black Youth Entrepreneurship Summer Program	Black Youth Entrepreneurship Summer Program	Office of Minority Business Development-Small Business Administration	\$ 8,500	\$ -	\$ 8,500
2	Bennett	Cynthia		Business Administration	Black Youth Entrepreneurship Summer Program	Black Youth Entrepreneurship Summer Program	Georgia Council on Economic Education	\$ 2,000	\$ -	\$ 2,000
3	Ochie	Charles		Criminal Justice	Albany State University Summer transportation Institute	National Summer Transportation Institute	Federal Highway Administration	\$ 23,459	\$ 1,541	\$ 25,000
4	Lincey	Angelyn		Early learning Center	Albany State University Early Learning Center Robotics Program	Innovative Summit Pilot	Georgia's Innovative Fund Foundation	\$ 7,000	\$ -	\$ 7,000
5	Bembry	Deborah	Carthon, Janis	Educational Leadership	University Principal Preparation Initiative	Wallace's University Principal Preparation Initiative	The Wallace Foundation	\$ 1,099,817	\$ 25,983.00	\$ 1,125,800
6	Swain	Jamie		Social Work	ASU Title IV E Georgia Child Welfare Education and Training Program	Title IV E Georgia Child Welfare Education and Training Program	Georgia State University	\$ 151,093	\$ -	\$ 151,093
7	Jenkins	Patricia	Anderson, Bonnie	Teacher Education	Sanford Institute of Philanthropy	Sanford Philanthropy	Sanford Foundation	\$ 90,000	\$ 10,000	\$ 100,000
Totals								\$ 1,381,869	\$ 37,524	\$ 1,419,393

Submissions

Breakdown by Principal Investigators and Units, 2018-2019, cont.

Fiscal Affairs

#	PI Last Name	PI First Name	Co PI's/ Key Personnel	Department(s)	Project Title	Program Title	Funding Agency	Direct Amount Requested	Indirect Amount Requested	Total Amount Requested
1	Chappel	Shabreka		ASU Police Department	Equipping the Police Department at Albany State University	Charitable Organization Grant Application - Governmental Units	Georgia Power Foundation	\$ 20,500	\$ -	\$ 20,500
Totals								\$ 20,500	\$ -	\$ 20,500

Institutional Advancement/ Enrollment Management & Student Success

#	PI Last Name	PI First Name	Co PI's/ Key Personnel	Department(s)	Project Title	Program Title	Funding Agency	Direct Amount Requested	Indirect Amount Requested
1	Fleming	A.L.	*Johnson, Kenyatta	Institutional Advancement/ Enrollment Management & Student Success	GEAR UP Subaward with Dougherty County School System	GEAR UP	US Department of Education	\$ 147,200	\$ -
2	Winns*	Geraldine		Academic Advising and Retention	ASU National Society of Leadership and Success (NSLS) Chapter	The National Society of Leadership and Success (NSLS)	The National Society of Leadership and Success (NSLS)	\$ 2,500	\$ -
Totals								\$ 149,700	\$ -

Submissions

Breakdown by Principal Investigators and Units, 2018-2019, cont.

Georgia Water Planning & Policy Center

#	PI Last Name	PI First Name	Co PI's/ Key Personnel	Department(s)	Project Title	Program Title	Funding Agency	Direct Amount Requested	Indirect Amount Requested	Total Amount Requested
1	Masters	Mark		Georgia Water Planning & Policy Center	Communication and Behavior Patterns for Adoption and Maintenance of Conservation Systems by Producers on Private Land	Natural Resources and Conservation Service	United States Department of Agriculture via Subaward with John Hopkins University	\$ 41,120	\$ 6,130	\$ 47,250
2	Masters	Mark		Georgia Water Planning & Policy Center	Expanding Opportunities for Improved Agricultural Water Use Data through the Agricultural Data Reporting Incentive Program (AgDRIP).	USDA Office of Chief Economist	U.S. Department of Agriculture	\$ 123,240	\$ 6,760	\$ 130,000
3	Masters	Mark		Georgia Water Planning & Policy Center	Agricultural Water Use in Alabama and Georgia: A Comparative Analysis of History, Trends and Management Policy in the Southeast	USDA Office of Chief Economist	U.S. Department of Agriculture	\$ 100,000	\$ -	\$ 100,000
4	Masters	Mark		Georgia Water Planning & Policy Center	Wetted Acreage and Conservation Assessment Data	Wetted Acreage and Conservation Assessment Data	Georgia Department of Natural Resources Environmental Protection Division	\$ 75,000	\$ -	\$ 75,000
5	Masters	Mark		Georgia Water Planning & Policy Center	PRIVILEGED AND CONFIDENTIAL		PRIVILEGED AND CONFIDENTIAL	\$ 75,000	\$ -	\$ 75,000
6	Masters	Mark		Georgia Water Planning & Policy Center	Agricultural Meter Installation Project	Pilot Wave Scope Services; Wave 2 Scope Services	GA Environmental Protection Agency	\$ 517,500	\$ -	\$ 517,500
7	Masters	Mark		Georgia Water Planning & Policy Center	Regional Water Development And Conservation Plan Review And Revision	Environmental Protection Division	GA Environmental Protection Agency	\$ 190,000	\$ -	\$ 190,000
Totals								\$ 1,121,860	\$ 12,890	\$ 1,134,750

Office of Research & Sponsored Programs

Sponsored Programs Support Activities, 2018-2019

Activity Type	Number of Activities	Number Supported
College/Department Meetings	5	73
Community Engagement	1	2
Informational Webinars/Workshops	10	152
Interest Meetings	14	38
Post Award Management Meetings/Support	55	152
Proposal Development Meetings	78	274
Compliance Meetings/Support	1	2
Totals	158	693

Office of Research & Sponsored Programs

Contact Information

Billy C. Black Building, Room 389, East Campus

229.430.3690

www.orsp@asurams.edu

Louise Wrensford, Ph.D.

Executive Director for Research and Sponsored Programs

Louise.Wrensford@asurams.edu

Cheri Williams

Administrative Specialist

Mackelle.Williams@asurams.edu